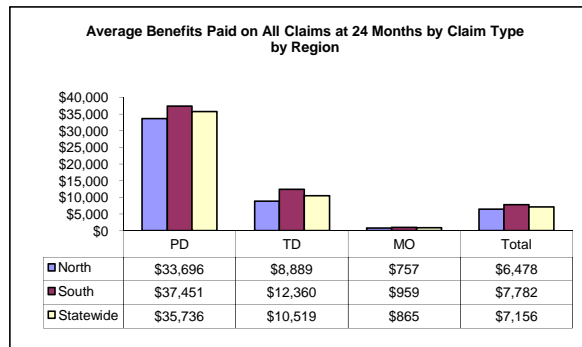
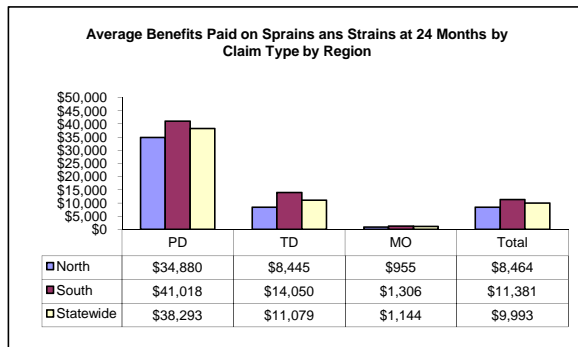
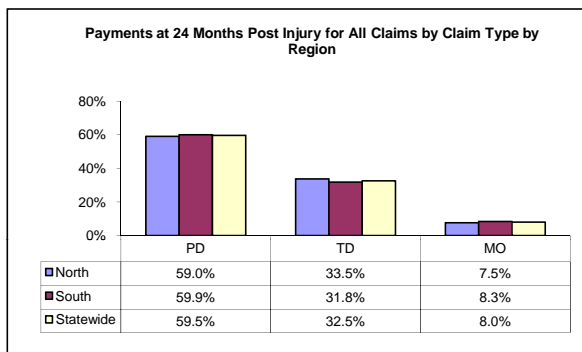
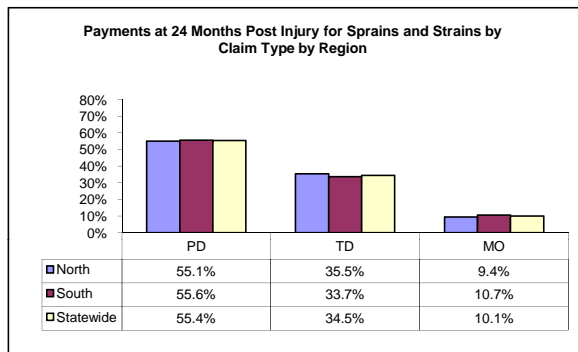
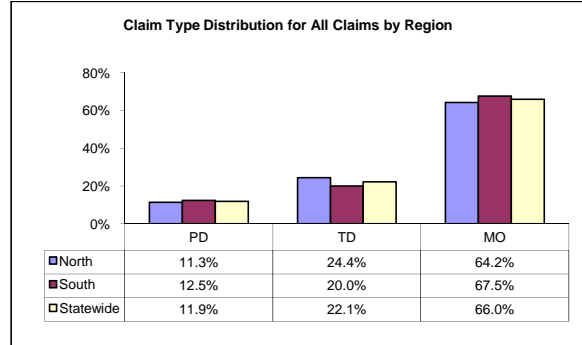
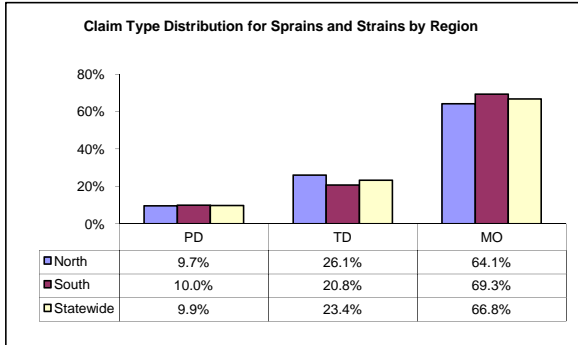


CALIFORNIA WORKERS' COMPENSATION INSITUTE 2007 - ALL RIGHTS RESERVED
TOP INJURY SCORECARDS
SPRAIN OF SHOULDER, ARM, KNEE, LOWER LEG
SUPPLEMENTAL EXHIBITS
SPRAINS AND STRAINS PRIMARY DIAGNOSIS

ICD9 Description	Percent of Claims				Percent of Total Paid				Total % of Claims	Total % of Paid
	2002	2003	2004	2005	2002	2003	2004	2005		
Sprains and strains of shoulder and upper arm unspecified site	14.6%	14.5%	15.9%	15.9%	9.6%	10.0%	11.5%	11.9%	15.1%	10.3%
Sprains and strains of ankle unspecified site	16.9%	13.0%	13.8%	15.5%	7.8%	6.1%	7.0%	9.7%	14.8%	7.2%
Sprains and strains of knee and leg unspecified site	12.2%	12.0%	12.1%	13.9%	9.7%	10.1%	11.8%	13.4%	12.4%	10.5%
Sprains and strains of wrist unspecified site	13.0%	9.7%	10.0%	11.2%	7.2%	6.8%	6.3%	7.4%	11.0%	6.9%
Sprains and strains of hand unspecified site	6.8%	5.5%	5.7%	5.8%	3.9%	4.0%	3.3%	3.5%	6.0%	3.8%
Sprains and strains of shoulder and upper arm other specified sites	5.0%	4.9%	5.4%	4.7%	4.2%	3.8%	4.4%	4.6%	5.0%	4.1%
Sprains and strains of elbow and forearm unspecified site	4.5%	4.6%	4.9%	4.6%	2.6%	2.8%	2.8%	3.3%	4.7%	2.7%
Sprains and strains of rotator cuff (capsule)	4.1%	4.4%	3.6%	3.3%	17.5%	16.0%	14.1%	12.7%	3.9%	16.0%
Sprains and strains foot unspecified site	2.7%	2.4%	2.5%	2.7%	1.9%	2.2%	1.7%	1.7%	2.5%	1.9%
Sprains and strains of knee and leg other specified sites	1.9%	2.2%	2.2%	2.2%	2.8%	2.8%	3.1%	3.1%	2.1%	2.9%
Sprains and strains of ankle and foot	0.9%	3.6%	1.8%	1.1%	0.5%	0.9%	0.4%	0.4%	1.9%	0.6%
Sprains and strains of wrist	1.0%	2.0%	2.3%	2.1%	1.2%	1.7%	1.5%	1.5%	1.8%	1.4%
Sprains and strains of wrist and hand	0.9%	2.6%	1.4%	0.9%	0.5%	0.9%	0.5%	0.3%	1.5%	0.6%
Sprains and strains of acromioclavicular (joint) (ligament)	1.6%	1.3%	1.2%	1.1%	2.7%	2.4%	1.7%	1.7%	1.3%	2.3%
Sprains and strains of ankle	0.6%	1.5%	1.5%	1.2%	0.5%	1.2%	1.0%	0.7%	1.2%	0.9%
Sprains and strains of achilles tendon	1.1%	1.0%	1.1%	1.2%	1.6%	1.2%	1.5%	1.5%	1.1%	1.4%
Sprains and strains of cruciate ligament of knee	0.5%	1.3%	1.3%	1.2%	2.6%	5.0%	6.2%	6.8%	1.1%	4.4%
Sprains and strains of hand - interphalangeal	1.0%	0.9%	1.1%	1.0%	0.6%	0.5%	0.6%	0.6%	1.0%	0.6%
Sprains and strains of hand	0.4%	1.4%	1.0%	0.6%	0.4%	0.9%	0.9%	0.4%	0.9%	0.7%
Sprains and strains of shoulder and upper arm	0.6%	1.1%	1.0%	0.5%	1.7%	1.9%	1.5%	0.7%	0.8%	1.7%
Sprains and strains of lateral collateral ligament of knee	0.7%	0.9%	0.7%	0.9%	2.2%	2.5%	1.5%	1.6%	0.8%	2.1%
Sprains and strains of wrist - other radioulnar joint, distal	0.7%	0.7%	0.9%	0.7%	1.6%	1.5%	1.6%	0.9%	0.7%	1.5%
Sprains and strains of knee and leg	0.3%	0.8%	1.1%	0.7%	0.9%	1.7%	2.2%	1.0%	0.7%	1.4%
Sprains and strains of medial collateral ligament of knee	0.3%	0.7%	1.0%	0.9%	0.5%	1.3%	1.7%	1.7%	0.7%	1.1%
Sprains and strains of deltoid (ligament)	0.4%	0.6%	0.7%	0.7%	0.5%	0.6%	0.4%	0.7%	0.6%	0.5%
Sprains and strains of carpal (joint)	0.5%	0.6%	0.6%	0.5%	1.0%	0.7%	0.8%	0.6%	0.6%	0.8%
Sprains and strains of of elbow and forearm other specified sites	0.2%	0.5%	0.6%	0.7%	0.2%	0.7%	0.5%	0.6%	0.5%	0.4%
Sprains and strains of supraspinatus (muscle) (tendon)	0.3%	0.5%	0.6%	0.6%	1.0%	1.7%	2.2%	1.6%	0.5%	1.6%
Sprains and strains of metacarpophalangeal (joint)	0.5%	0.4%	0.5%	0.4%	0.4%	0.4%	0.5%	0.4%	0.4%	0.4%
Sprains and strains of cruciate ligament	0.9%	0.4%	0.0%	0.0%	3.8%	1.1%	0.0%	0.0%	0.4%	1.9%
Superior glenoid labrum lesion	0.2%	0.5%	0.5%	0.3%	1.4%	2.5%	2.8%	1.6%	0.4%	2.1%
Sprains and strains of foot unspecified site	0.1%	0.6%	0.4%	0.3%	0.1%	0.3%	0.6%	0.2%	0.3%	0.3%
Sprains and strains of radiocarpal (joint) (ligament)	0.2%	0.3%	0.4%	0.2%	0.3%	0.5%	0.4%	0.3%	0.3%	0.4%
Sprains and strains of calcaneofibular (ligament)	0.3%	0.3%	0.3%	0.2%	0.5%	0.5%	0.5%	0.5%	0.3%	0.5%
Sprains and strains of midcarpal (joint)	0.3%	0.2%	0.3%	0.3%	0.1%	0.2%	0.2%	0.3%	0.3%	0.2%
OTHER	3.7%	2.3%	1.9%	1.8%	6.1%	2.7%	2.4%	2.0%	2.5%	3.9%
Grand Total	100.0%	100.0%	100.0%	100.0%	100.0%	100.0%	100.0%	100.0%	100.0%	100.0%

CALIFORNIA WORKERS' COMPENSATION INSTITUTE 2007 - ALL RIGHTS RESERVED
 TOP INJURY SCORECARDS
 SPRAIN OF SHOULDER, ARM, KNEE, LOWER LEG
 SUPPLEMENTAL EXHIBITS
 CLAIM TYPE AND PAYMENTS

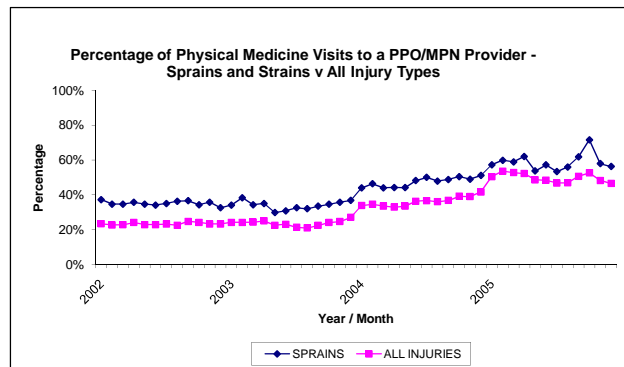
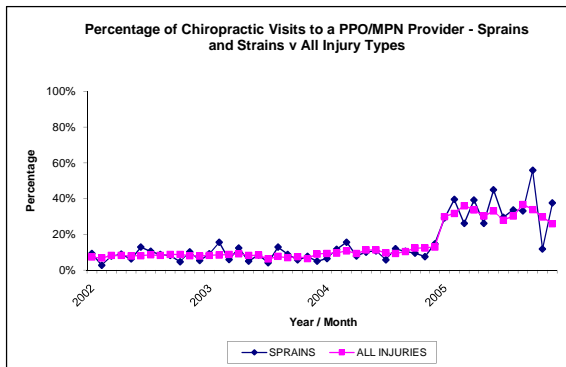
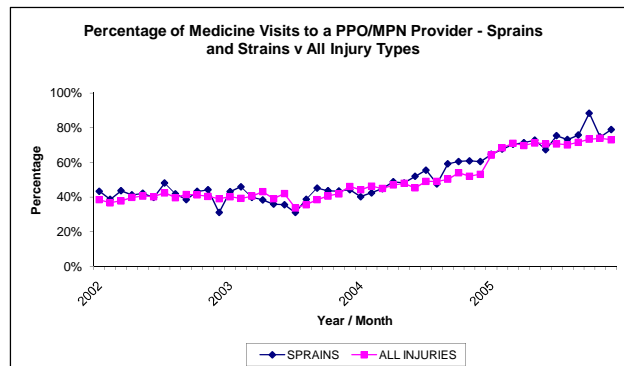
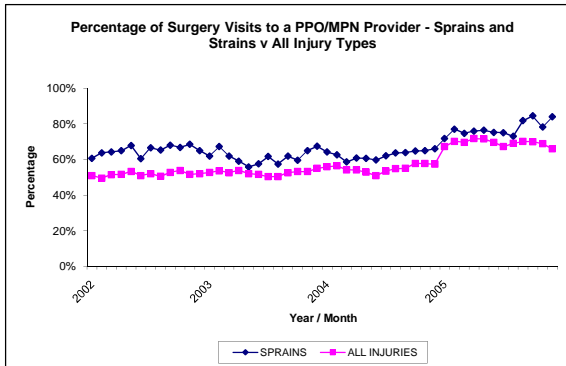
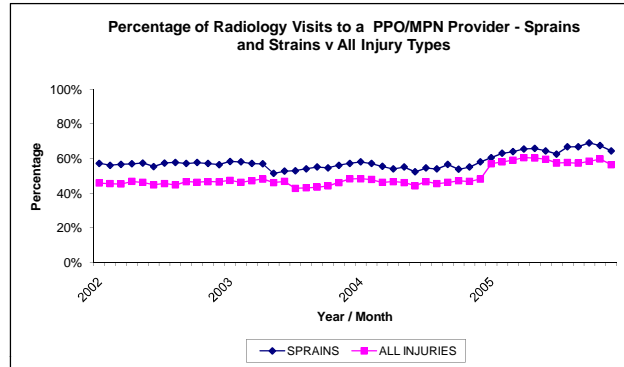
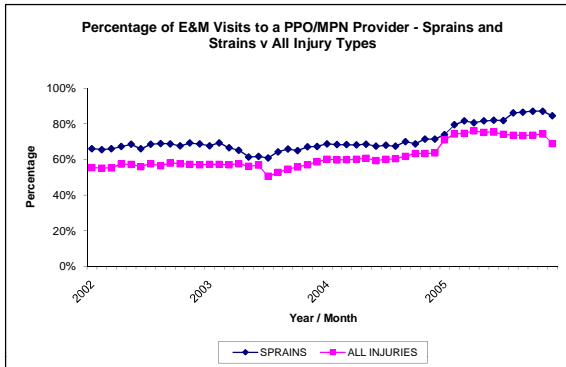
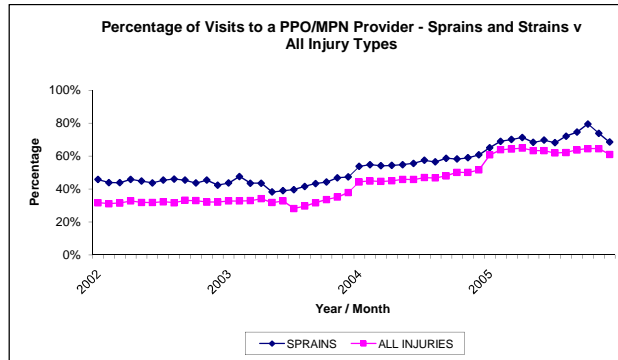


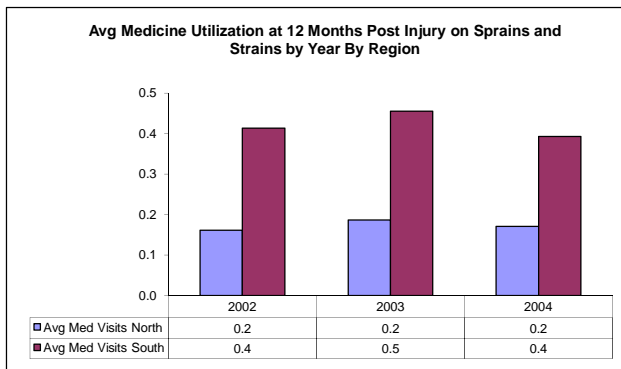
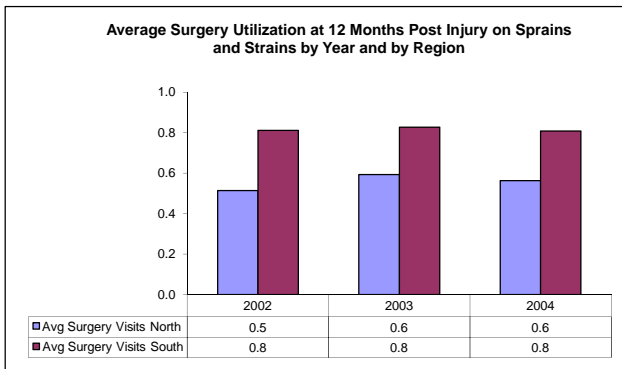
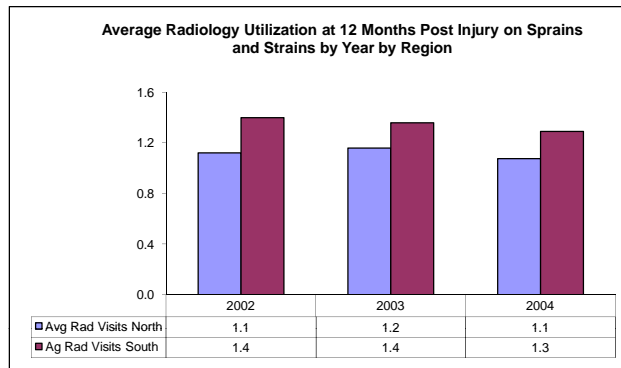
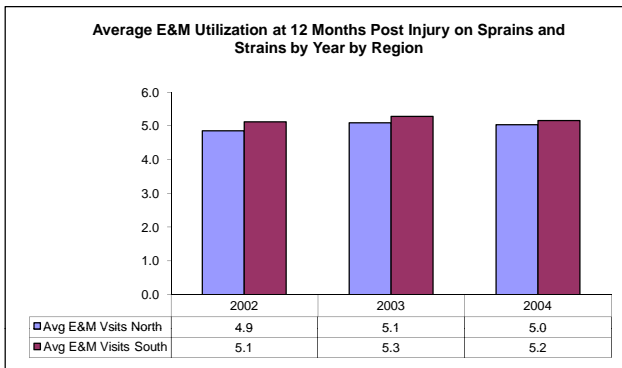
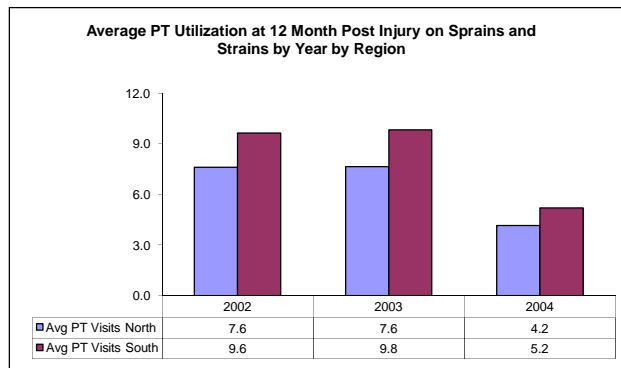
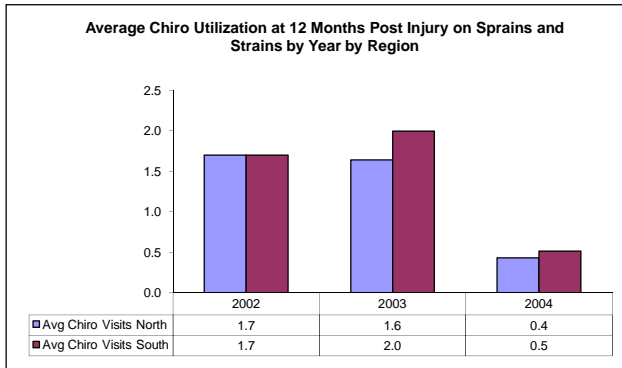
CALIFORNIA WORKERS' COMPENSATION INSITUTE 2007 - ALL RIGHTS RESERVED
TOP INJURY SCORECARDS
SPRAIN OF SHOULDER, ARM, KNEE, LOWER LEG
SUPPLEMENTAL EXHIBITS
CALIFORNIA COUNTIES

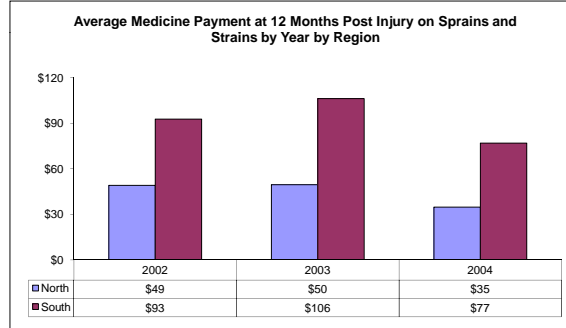
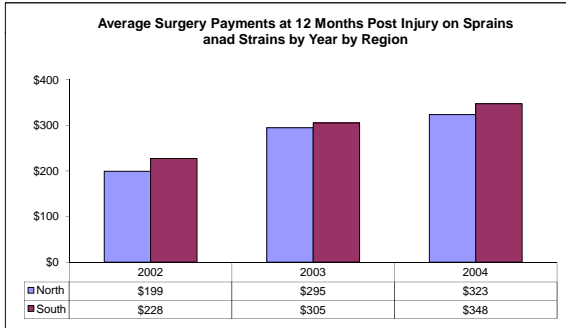
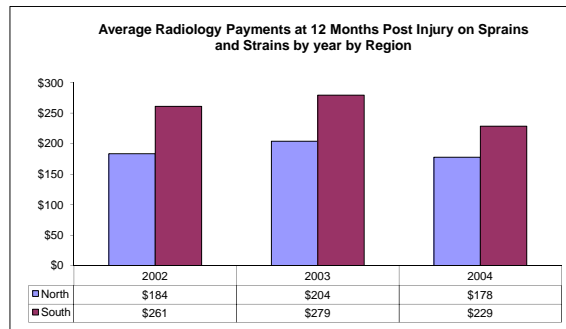
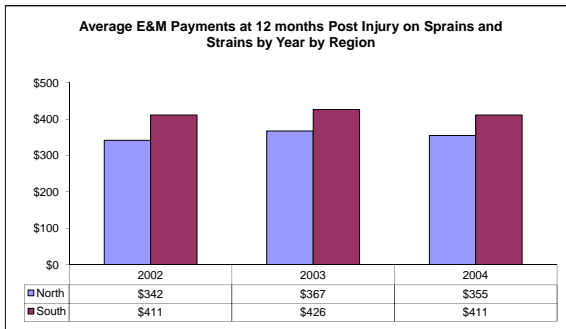
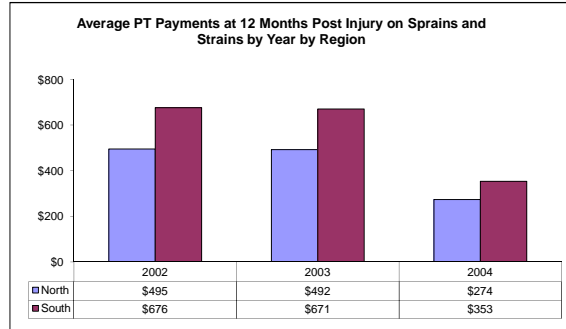
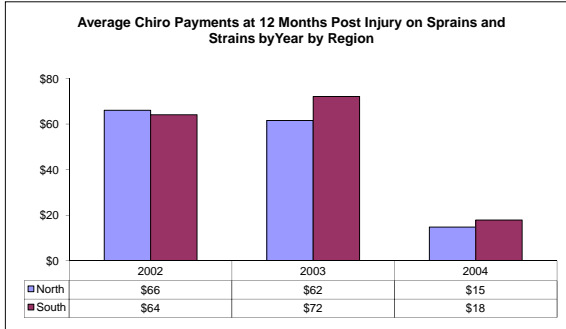
County	% of Sprains	% of All Claims	Avg Paid (Indemnity and Medical Per Claim)		Avg Paid as % of Statewide Avg	
			Sprains	All Claims	Sprains	All Claims
LOS ANGELES	21.6%	21.8%	\$8,368	\$11,025	121%	119%
SAN DIEGO	8.8%	8.0%	\$6,305	\$8,417	91%	91%
SAN BERNARDINO	6.0%	6.2%	\$7,031	\$10,575	101%	114%
ORANGE	5.8%	5.5%	\$8,029	\$9,872	116%	107%
RIVERSIDE	4.8%	5.0%	\$7,563	\$10,320	109%	112%
SACRAMENTO	4.5%	4.2%	\$5,112	\$7,856	74%	85%
ALAMEDA	4.5%	3.8%	\$7,747	\$10,231	112%	111%
SANTA CLARA	4.2%	3.8%	\$6,713	\$9,275	97%	100%
FRESNO	3.7%	3.8%	\$5,618	\$6,916	81%	75%
CONTRA COSTA	2.8%	2.4%	\$7,609	\$11,197	110%	121%
SAN JOAQUIN	2.5%	2.4%	\$5,399	\$9,983	78%	108%
KERN	2.4%	2.5%	\$7,865	\$9,787	113%	106%
SONOMA	2.3%	2.5%	\$6,474	\$6,689	93%	72%
VENTURA	2.2%	2.3%	\$6,983	\$7,930	101%	86%
STANISLAUS	2.1%	2.3%	\$5,625	\$7,654	81%	83%
SAN MATEO	1.9%	2.0%	\$7,081	\$6,337	102%	68%
TULARE	1.8%	1.8%	\$4,960	\$7,787	71%	84%
SAN FRANCISCO	1.8%	1.7%	\$5,869	\$7,653	85%	83%
MONTEREY	1.5%	1.5%	\$6,294	\$8,502	91%	92%
SANTA BARBARA	1.5%	1.5%	\$5,789	\$9,729	83%	105%
SOLANO	1.4%	1.3%	\$6,533	\$8,732	94%	94%
MERCED	1.0%	1.2%	\$5,410	\$6,373	78%	69%
SANTA CRUZ	0.9%	1.0%	\$6,917	\$8,696	100%	94%
SAN LUIS OBISPO	0.7%	0.9%	\$3,252	\$8,211	47%	89%
SHASTA	0.7%	0.9%	\$5,770	\$6,135	83%	66%
PLACER	0.7%	0.9%	\$5,897	\$7,434	85%	80%
BUTTE	0.7%	0.7%	\$3,780	\$8,643	54%	93%
IMPERIAL	0.7%	0.6%	\$11,551	\$11,267	166%	122%
NAPA	0.6%	0.7%	\$4,994	\$6,595	72%	71%
YOLO	0.6%	0.6%	\$5,166	\$7,524	74%	81%
MARIN	0.5%	0.6%	\$7,188	\$6,967	104%	75%
MADERA	0.5%	0.6%	\$5,453	\$5,777	79%	62%
EL DORADO	0.4%	0.5%	\$6,066	\$8,680	87%	94%
KINGS	0.4%	0.5%	\$5,944	\$7,062	86%	76%
HUMBOLDT	0.4%	0.5%	\$3,828	\$8,818	55%	95%
SUTTER	0.4%	0.5%	\$6,988	\$8,880	101%	96%
MENDOCINO	0.4%	0.4%	\$4,989	\$8,399	72%	91%
YUBA	0.3%	0.3%	\$6,583	\$7,862	95%	85%
SAN BENITO	0.3%	0.3%	\$7,589	\$8,932	109%	97%
NEVADA	0.3%	0.3%	\$6,245	\$9,435	90%	102%
LAKE	0.2%	0.2%	\$8,125	\$8,101	117%	88%
TUOLUMNE	0.2%	0.2%	\$5,635	\$9,355	81%	101%
TEHAMA	0.2%	0.2%	\$5,550	\$6,959	80%	75%
CALAVERAS	0.2%	0.2%	\$4,670	\$6,582	67%	71%
SISKIYOU	0.1%	0.2%	\$3,782	\$5,591	54%	60%
GLENN	0.1%	0.2%	\$5,178	\$7,539	75%	81%

CALIFORNIA WORKERS' COMPENSATION INSITUTE 2007 - ALL RIGHTS RESERVED
TOP INJURY SCORECARDS
SPRAIN OF SHOULDER, ARM, KNEE, LOWER LEG
SUPPLEMENTAL EXHIBITS
CALIFORNIA COUNTIES

County	% of Sprains	% of All Claims	Avg Paid (Indemnity and Medical Per Claim)		Avg Paid as % of Statewide Avg	
			Sprains	All Claims	Sprains	All Claims
COLUSA	0.1%	0.2%	\$6,294	\$7,339	91%	79%
PLUMAS	0.1%	0.1%	\$7,401	\$7,649	107%	83%
AMADOR	0.1%	0.1%	\$4,834	\$6,410	70%	69%
LASSEN	0.1%	0.1%	\$4,006	\$10,486	58%	113%
DEL NORTE	0.1%	0.1%	\$4,430	\$7,506	64%	81%
MARIPOSA	0.1%	0.0%	\$8,893	\$8,230	128%	89%
MONO	0.0%	0.1%	\$6,562	\$7,843	95%	85%
INYO	0.0%	0.1%	\$6,926	\$6,611	100%	71%
TRINITY	0.0%	0.0%	\$6,652	\$7,165	96%	77%
MODOC	0.0%	0.0%	\$2,838	\$8,252	41%	89%
SIERRA	0.0%	0.0%	\$23,634	\$23,125	340%	250%
ALPINE	0.0%	0.0%	\$495	\$9,620	7%	104%
Grand Total	100.0%	100.0%	\$6,941	\$9,253	100%	100%







CALIFORNIA WORKERS' COMPENSATION INSITUTE 2007 - ALL RIGHTS RESERVED
TOP INJURY SCORECARDS
SPRAIN OF SHOULDER, ARM, KNEE, LOWER LEG
SUPPLEMENTAL EXHIBITS
DISTRIBUTION OF DRUGS BY DRUG CATEGORIES

Drug Category	% of Total Scripts		% of Total Paid	
	Sprains	All Claims	Sprains	All Claims
NSAID	43.8%	33.7%	37.7%	27.1%
Pain - Narcotic	26.4%	28.8%	17.7%	18.7%
Muscle Relaxant	10.2%	15.6%	20.1%	27.9%
Antacid	6.2%	6.6%	16.6%	15.1%
Pain Relief Ointment	4.8%	2.9%	1.4%	0.7%
Pain - Non-Narcotic Analgesic	2.8%	2.0%	0.5%	0.3%
Anti-depressant	1.0%	1.8%	0.8%	1.3%
Antibiotic	0.9%	2.6%	1.1%	2.7%
Nutritional Supplement	0.9%	0.8%	0.9%	0.8%
Steroid	0.8%	0.9%	0.3%	0.2%
Sleep Medication	0.7%	1.2%	0.9%	1.3%
Local Anesthetic	0.7%	1.0%	1.1%	1.7%
Anti-Anxiety	0.6%	1.2%	0.4%	0.7%
Anti-Convulsant	0.4%	0.9%	0.6%	1.5%
Laxative	0.0%	0.1%	0.0%	0.0%
Grand Total	100.0%	100.0%	100.0%	100.0%

CALIFORNIA WORKERS' COMPENSATION INSITUTE 2007 - ALL RIGHTS RESERVED
TOP INJURY SCORECARDS
SPRAIN OF SHOULDER, ARM, KNEE, LOWER LEG
SUPPLEMENTAL EXHIBITS
DISTRIBUTION OF DRUGS BY DRUG NAME

Drug Groups	%of Total Scripts		% of Total Paid	
	Sprains	All Claims	Sprains	All Claims
Ibuprofen (Motrin)	15.7%	10.9%	5.9%	3.6%
Hydrocodone (Vicodin)	12.5%	13.3%	7.4%	7.4%
Naproxen (Naprosyn)	10.0%	6.9%	10.6%	6.7%
Ranitidine (Zantac)	4.7%	4.7%	12.7%	11.1%
Carisoprodol (Soma)	4.7%	7.1%	13.2%	17.8%
Propoxyphene (Darvon)	4.0%	3.7%	2.6%	2.3%
Banalg Liniment	3.3%	1.9%	1.1%	0.5%
Cyclobenzaprine (Flexaril)	2.4%	3.2%	1.7%	2.1%
Tramadol (Ultram)	2.2%	2.7%	2.5%	2.9%
Acetaminophen (Tylenol)	2.2%	1.5%	0.4%	0.2%
Acetaminophen w/ Codeine (Tylenol w/ Codeine)	1.9%	1.7%	0.9%	0.7%
Piroxicam (Feldene)	1.9%	1.8%	3.7%	3.2%
Etodolac (Lodine)	1.7%	1.5%	2.5%	2.2%
Diclofenac (Cataflam)	1.5%	1.2%	2.0%	1.4%
Nabumetone (Relafin)	1.0%	0.8%	1.1%	0.8%
Celecoxib (Celebrex)	0.9%	0.8%	1.7%	1.3%
Oxaprozin (Daypro)	0.7%	0.5%	0.9%	0.5%
Cephalexin Keflex)	0.7%	1.9%	0.9%	2.1%
Glucosamine	0.7%	0.6%	0.7%	0.6%
Methocarbamol (Robaxin)	0.5%	0.7%	0.3%	0.3%
Lidocaine	0.5%	0.8%	0.9%	1.3%
Methylprednisolone	0.5%	0.5%	0.2%	0.1%
Analgesic Balm	0.5%	0.3%	0.1%	0.0%
Ketoprofen	0.5%	0.4%	0.3%	0.2%
Ketorolac	0.4%	0.4%	0.1%	0.1%
Mobic	0.4%	0.3%	0.7%	0.5%
Metaxalone (Skelaxin)	0.3%	0.5%	0.5%	0.7%
Ambien	0.3%	0.5%	0.5%	0.7%
Amitriptyline	0.3%	0.5%	0.1%	0.2%
Garbapentin	0.3%	0.6%	0.4%	1.2%
Oxycodone	0.3%	0.3%	0.3%	0.6%
Diazepam	0.2%	0.4%	0.1%	0.2%
Cimetidine	0.2%	0.3%	0.5%	0.5%
Temazepam	0.2%	0.4%	0.2%	0.2%
Acetaminophen and Tramadol	0.2%	0.2%	0.2%	0.2%
Alprazolam	0.2%	0.3%	0.1%	0.2%
Trazodone	0.2%	0.3%	0.2%	0.3%
Prednisone	0.2%	0.2%	0.0%	0.0%
Nortriptyline	0.2%	0.2%	0.1%	0.1%
Tizanidine	0.1%	0.3%	0.2%	0.4%
Indomethacin	0.1%	0.1%	0.1%	0.0%
Bextra	0.1%	0.1%	0.2%	0.2%
Clonazepam	0.1%	0.2%	0.1%	0.1%

CALIFORNIA WORKERS' COMPENSATION INSITUTE 2007 - ALL RIGHTS RESERVED
TOP INJURY SCORECARDS
SPRAIN OF SHOULDER, ARM, KNEE, LOWER LEG
SUPPLEMENTAL EXHIBITS
DISTRIBUTION OF DRUGS BY DRUG NAME

Drug Groups	%of Total Scripts		% of Total Paid	
	Sprains	All Claims	Sprains	All Claims
Chlorzoxazone	0.1%	0.1%	0.0%	0.1%
Triazolam	0.1%	0.1%	0.0%	0.0%
Cymbalta	0.1%	0.1%	0.1%	0.2%
Orphenadrine	0.0%	0.1%	0.1%	0.1%
Fentanyl	0.0%	0.1%	0.1%	0.3%
Clonidine	0.0%	0.0%	0.0%	0.0%
Clinoril	0.0%	0.0%	0.0%	0.0%
Effexor	0.0%	0.1%	0.1%	0.1%
Salsalate	0.0%	0.0%	0.0%	0.0%
Docusate	0.0%	0.1%	0.0%	0.0%
Aspirin	0.0%	0.0%	0.0%	0.0%
Diflunisal	0.0%	0.0%	0.0%	0.0%
Nalfon	0.0%	0.0%	0.0%	0.0%
(blank)	20.0%	24.1%	20.6%	23.3%
Grand Total	100.0%	100.0%	100.0%	100.0%

CALIFORNIA WORKERS' COMPENSATION INSITUTE 2007 - ALL RIGHTS RESERVED
TOP INJURY SCORECARDS
SPRAIN OF SHOULDER, ARM, KNEE, LOWER LEG
SUPPLEMENTAL EXHIBITS
SPRAINS AND STRAINS PRIMARY DIAGNOSIS

Time to Employer Notification, Carrier Notification and First Treatment

		<u>Employer Notification</u>		<u>Carrier Notification</u>		<u>Time to First Treatment</u>	
		<u>Sprains</u>	<u>All Claims</u>	<u>Sprains</u>	<u>All Claims</u>	<u>Sprains</u>	<u>All Claims</u>
Mean	2002	6.3	8.5	16.8	20.0	27.0	29.0
	2004	5.5	6.5	15.1	16.8	24.1	24.7
Median	2002	0.0	0.0	7.0	7.0	5.0	3.0
	2004	0.0	0.0	6.0	6.0	3.0	2.0

Time to First Treatment by Service Type on Claims with Service

		<u>Any Visit Type</u>		<u>Surgery Visits</u>		<u>PT Visits</u>		<u>Chiro Visits</u>	
		<u>Sprains</u>	<u>All Claims</u>	<u>Sprains</u>	<u>All Claims</u>	<u>Sprains</u>	<u>All Claims</u>	<u>Sprains</u>	<u>All Claims</u>
Mean	2002	27.0	29.0	43.7	39.8	36.2	42.6	92.1	79.7
	2004	24.1	24.7	41.6	31.9	34.6	40.4	73.8	66.4
Median	2002	5.0	3.0	4.0	1.0	16.0	18.0	55.0	42.0
	2004	3.0	2.0	4.0	1.0	16.0	19.0	43.0	36.0